

TSF-10·10F·11·11F

Features

1. The TSF-10·10F·11·11F can discharge condensate effectively without retention, and realize energy saving steam system without steam loss.
2. Incorporated thermostatic air vent discharges air inside the piping and shortens warming-up time.
3. With turning the cock, it is possible to meet various flow direction such as horizontal or vertical installation. Flow direction can be switched easily without disassembly such as detaching the cover.
4. Since the main parts are installed on the cover and it is possible to disassemble the cover with the body installed on the piping, and inspection and parts replacement can be conducted easily.

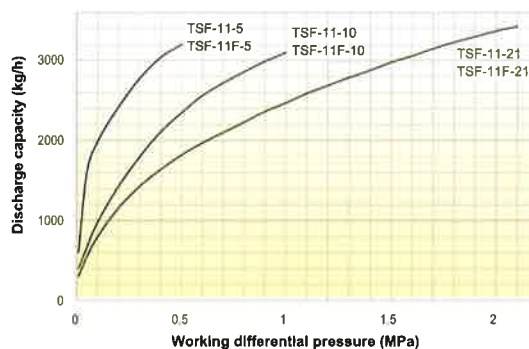
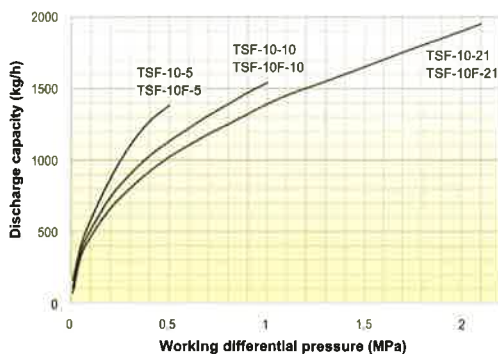


TSF-10

Specifications

Model	TSF-10	TSF-10F	TSF-11	TSF-11F
Nominal size	15A-25A		25A-50A	
Application	Steam condensate			
Working pressure	TSF-1□□-5: 0.01-0.5 MPa TSF-1□□-10: 0.01-1.0 MPa TSF-1□□-21: 0.01-2.1 MPa			
Maximum temperature	220°C			
Material	Body	Ductile cast iron		
	Float	Stainless steel		
	Valve, valve seat	Stainless steel		
Connection	JIS Rc screwed NPT screwed	JIS 10K FF flanged JIS 20K FF flanged	JIS Rc screwed NPT screwed	JIS 10K FF flanged JIS 20K FF flanged

Maximum Continuous Discharge Capacity Chart



The discharge capacity shown in the charts on the left is the maximum value. In designing a system, select a steam trap with a sufficient safety factor (more than two times the regular level).

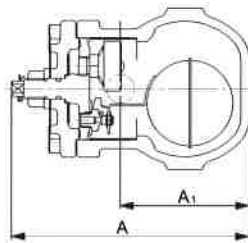
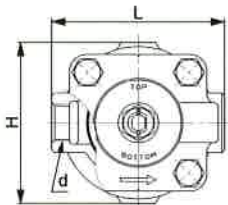
Dimensions (mm) and Weights (kg)

Screwed type (JIS Rc)

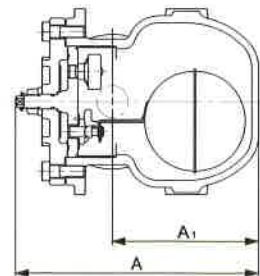
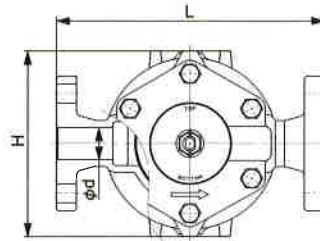
Model	Nominal size	d	L	A	A ₁	H	Weight
TSF-10	15A	Rc 1/2	121	167	90	113	3.6
	20A	Rc 3/4	121	167	90	113	3.6
	25A	Rc 1	145	167	90	113	4.0
TSF-11	25A	Rc 1	190	244	147	186	9.9
	32A	Rc 1 1/4	190	244	147	186	10.0
	40A	Rc 1 1/2	205	244	147	186	10.2
	50A	Rc 2	220	244	147	186	10.5

Flanged type (JIS 10/20K FF)

Model	Nominal size	d	L	A	A ₁	H	Weight
TSF-10F	15A	15	175	167	90	113	5.0
	20A	20	195	167	90	113	5.8
	25A	25	215	167	90	113	7.1
TSF-11F	25A	25	270	244	147	186	13.4
	32A	32	270	244	147	186	14.1
	40A	40	280	244	147	186	14.4
	50A	50	290	244	147	186	15.5



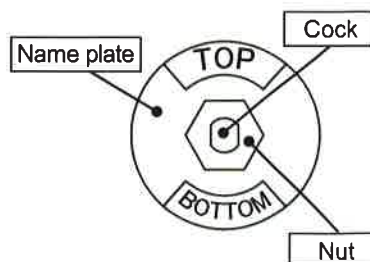
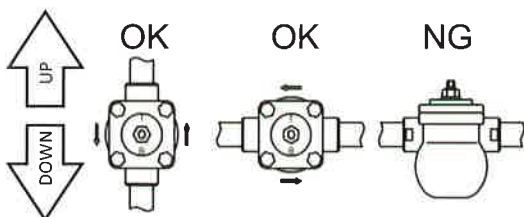
TSF-10



TSF-11F

Caution for Installation

Wrong posture hampers proper operation.



Fix the cock with spanner and loosen the nut. Turn the cock and adjust direction of the name plate to position "TOP" and "BOTTOM" signs on upside and downside respectively.
Fix the cock with spanner and fasten the nut after adjustment.